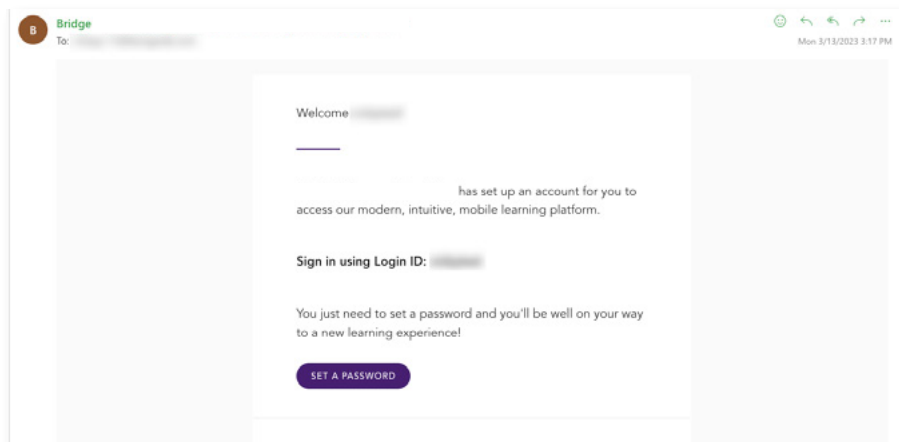


ONLINE TRAINING

Set-up your account

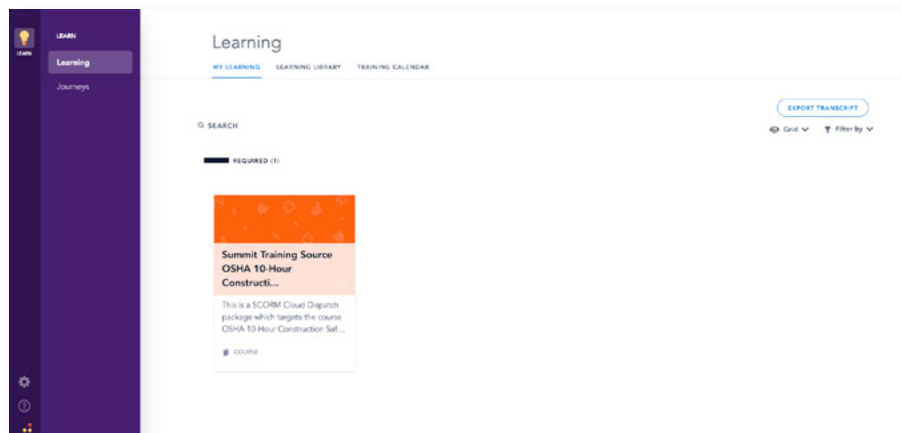
1. Look for an email from notifications@onlinelearning-safetynow.bridgeapp.com to activate your account and set up your password.
2. Click on the link in the email and follow the prompts.
3. You're active.

(Be sure to check your SPAM folder and whitelist this sender)

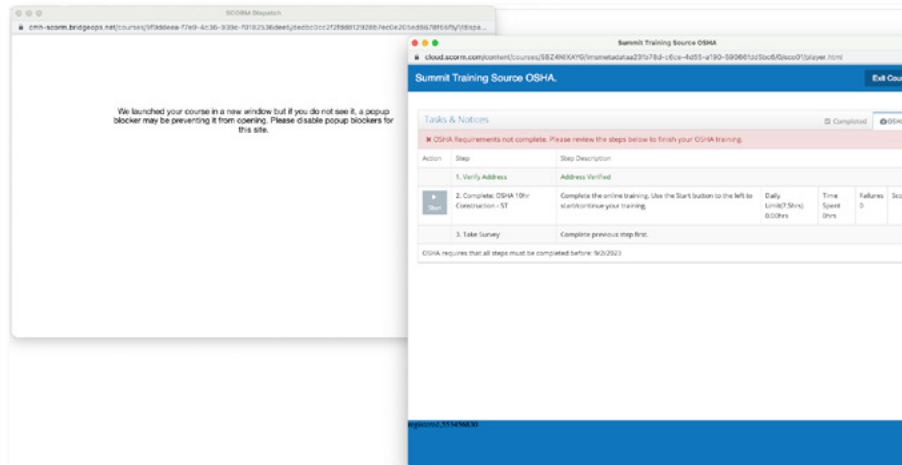


OSHA 10 and 30 Hour Training

1. Once you are assigned the OSHA training course you will receive an email with your login information to the online training for OSHA 10. Watch for an email from notifications@onlinelearning-safetynow.bridgeapp.com.
2. Once you have logged in, you can go to the Learning section and start your course.



- The course will load two windows - be sure to keep them both open! One will ask you for your information. This is necessary and will ensure you get your completion card once you have passed the course.



- You are required to complete each section so be sure to watch for any incomplete alerts - you need to complete it all before you can finish or take the exam. OSHA has issued a new policy that limits all OSHA Outreach Training (classroom and online) to a maximum of 7.5 hours training per day in all OSHA 10-Hour courses. As a result, all 10-Hour courses must be delivered over a minimum of two days.
- Individuals have 180 days to complete training from the start of the program and receive an OSHA course completion card upon finishing.
- It can take from 4-6 weeks to receive your completion card. If you haven't received your card after 6 weeks, you can call 1-800-447-3177 option 1 and then option 2.

Important!

OSHA has also issued a new policy of Program Jurisdiction Restrictions. Outreach Training Programs are now limited to OSHA Jurisdiction only. Student course completion cards can only be issued for students within U.S. jurisdiction (the 50 States and certain U.S. Territories).